



**WaterMark**  
AS1172 LIC. WMB-020054  
BRITEX-PC, PG, PIS, PBA4  
WMB-120 Licensed Supplier  
ASL



PG

The BRITEX Grandeur Toilet Pan is consistently chosen by specifiers as the pan of choice for correctional facilities and amenities requiring the most vandal-resistant fixtures. Key to the Grandeur is the integral, seamless pressed seat area that eliminates the need for an add-on that can be removed or broken. Additionally, it incorporates a contraband-proof flushing rim and is free of ligature points, making it ideal for installation in correctional facilities and holding cells. The pressed internal bowl and unique trap design make it extremely water-efficient and less susceptible to blockages. WaterMark and WELS are certified as required by plumbing regulations and government legislation.

## Features and Benefits

- WELS and Watermark-certified
- Integral pressed seat area
- Prison-grade vandal resistance
- Safety radius front edges
- Unique blockage-resistant trap
- Free of ligature points
- Contraband-proof flushing rim
- Concealed fixings
- Left and right access panels
- 4.5/3 litre flushing compatible
- Anchored to the rear wall and floor
- Option for permanently sealed access panels (maximum security projects)
- Suits detention facilities and public amenities

## Sample Spec

*BRITEX S.S. Grandeur Toilet Pan - 4\* WELS rating and WaterMark certified. S-Trap, integrated pressed seat area, 14mm safety radius front edge, fully shrouded to rear wall and 2 x access panels - Product Code PGS*

\*RED TEXT may denote a **variable** where one option only is to be selected, a **nominal dimension** that needs to be specified, or an **optional feature** that can be removed if not required. Please refer to the back of this page for additional specification details and options.

## HOW TO SPECIFY: Grandeur Pan

### Sample Specification Code

**A**   **B**  
**PG**   **S**

= Grandeur Pan, S Trap

### Specification Key

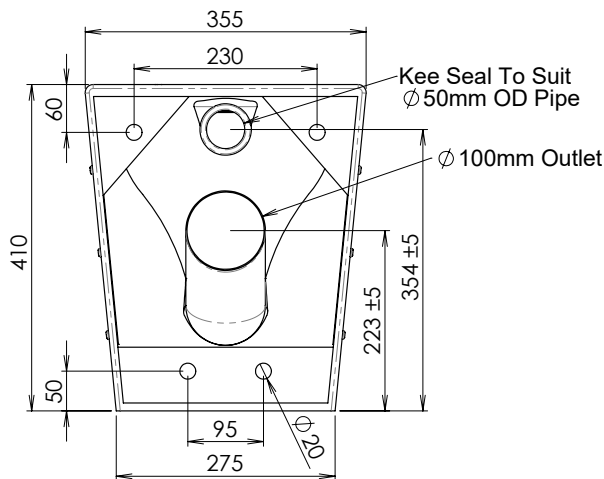
**A** = Product Code

**B** = Trap Type

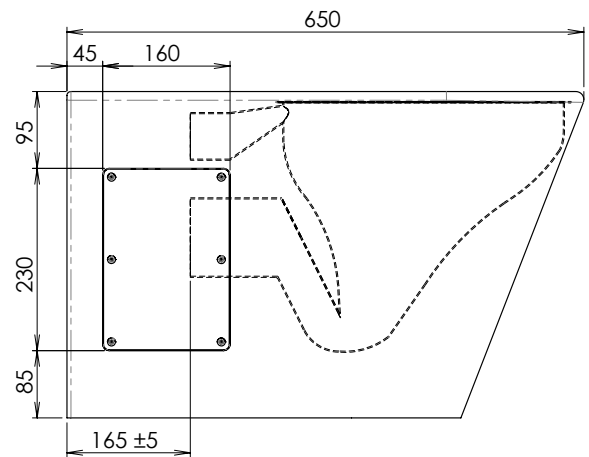
**P**: P Trap

**S**: S Trap

MODEL PG Rear Elevation

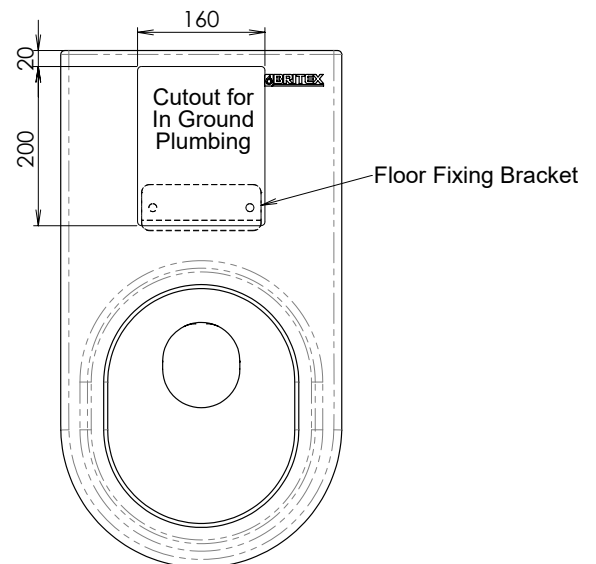


MODEL PG Side Elevation



P Trap Shown

MODEL PG Plan



## Add ons

- Britex Cistern (see Flushing section)
- Permanently sealed access panels for maximum security projects
- Custom material thickness - consult BRITEX

VISIT [BRITEX.COM.AU](http://BRITEX.COM.AU) TO DOWNLOAD BIM FILES, CAD DRAWINGS AND THE MOST CURRENT PRODUCT LITERATURE.

Last Revised 5 Feb 2025 | C