



Scan QR code  
to view online



## features and benefits

- Compliant with disability code - AS1428
- Optimal vandal resistance
- Fully welded, seamless construction
- Completely concealed plumbing
- P trap installation
- Rolled safety fascia
- 40mm waste outlet supplied
- Stylish, modern design
- Vandal resistant access panel
- Choice of disabled compliant tapware - AS1428
- 7 litre bowl capacity
- Suits public amenities, schools, sporting clubs, bars and correctional institutions

## about

The *BRITEX Stainless Steel Disabled Hand Basin* is a vandal resistant fixture that is designed to conform to Australian Standards for disability access - AS1428 - and is ideal for use in public amenities, night clubs, pavilions and correctional institutions. Fabricated from heavy duty stainless steel with a rolled safety fascia, a 40mm waste outlet and can be supplied with fully certified disabled compliant tapware.

## sample spec. text

*BRITEX S.S. Disabled Hand Basin - 445 x 470 x 380D O/A. Supplied complete with **XXXX** tapware, rolled safety fascia, access panel, mounting bracket and 40mm waste outlet. AS1428 compliant - Product Code HBDA-TW-XXXX*

NB Please refer to reverse page for tapware and basin options

\***RED TEXT** may denote a **variable** where one option only is to be selected, a **nominal dimension** that needs to be specified, or an **optional feature** that can be removed if not required. Please refer to the back of this page for additional specification details and options.

VISIT [BRITEX.COM.AU](http://BRITEX.COM.AU) TO DOWNLOAD BIM FILES, CAD DRAWINGS AND THE MOST CURRENT PRODUCT LITERATURE.

# DISABLED HAND BASIN

PRODUCT CODE

**HBDA** Basin only - no tapware

## HOW TO SPECIFY: Disabled Hand Basin

Sample Specification Code

**A**      **B**  
**HBDA - TW-9108**

= Disabled Hand Basin with Timed Flow Lever Pillar Tap

### Specification Key

**A** = Product Code

**B** = Tapware - if required  
(see below for suggested tapware options)

### Suggested Tapware Options:

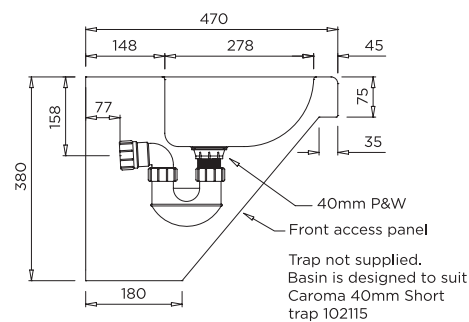
(see Tapware Section: 11 for complete range of options)



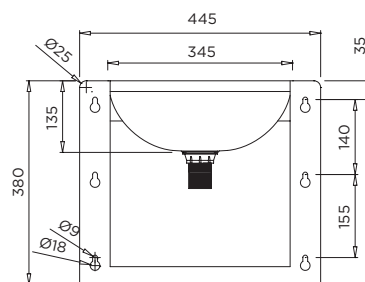
**TW-9108**  
Timed Flow Lever  
Pillar Tap



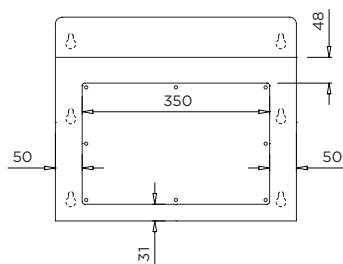
**TW-MIX-L**  
Fixed Basin Mounted  
Lever Mixer



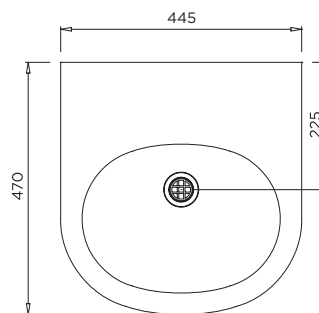
**MODEL HBDA** Side Elevation



**MODEL HBDA** Rear Elevation



**MODEL HBDA** Front Elevation



**MODEL HBDA** Plan

specifying  
guide

*When specifying this product please include:*

- Product **Name** and **Code**
- Product **Dimensions**
- **Tapware** details (if required)

options

- Tap holes
- Tapware - see Tapware Section: 11
- Anti-ligature Security Waste - ALWO-40
- Integral Splashback - up to 300mm high

VISIT [BRITEX.COM.AU](http://BRITEX.COM.AU) TO DOWNLOAD BIM FILES, CAD DRAWINGS AND THE MOST CURRENT PRODUCT LITERATURE.

Last Revised 2019